


# Instructions for setting up and using the BOOKPOD®



Swing the support around and lock into groove.



Open the BOOKPOD like a book.




Slide the locking pin to the left.




Flip the shelves down.



Pull open the page support arms.



Put the book on the shelves.



Swing the page support arms to the margins of the book.


## 2 Ways To Turn Pages



Pull the page support arm up with your right hand & turn the page with your left.



Pull the page support arm up with your right hand & put the page in place with your left.



Pull the page up with your left hand till the page comes free from the support arm.



Pull the page support arm up with your left hand and slide the page in.